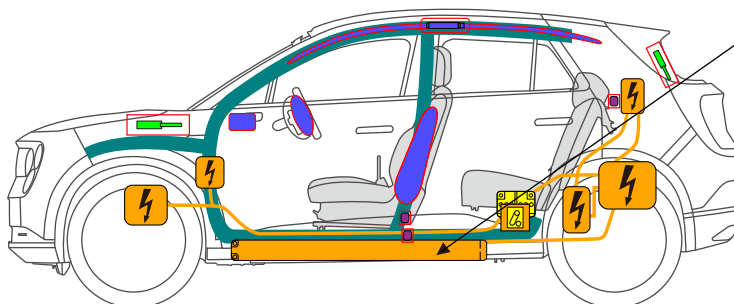
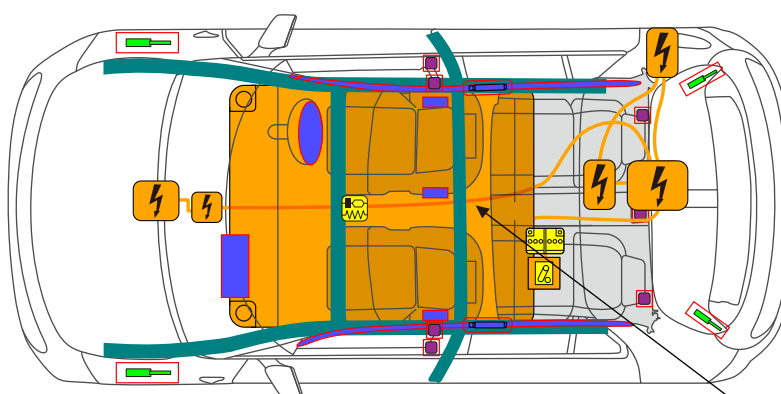















**firefly**  
5-door, 5-seater,  
2025-



350V  
Li-ion

	Airbag		Stored gas inflator		Seat belt pretensioner		SRS control unit
	Battery low voltage		Gas strut /Preloaded spring		High strength zone		High voltage component
	High voltage power cable /component		Low voltage device that disconnects high voltage		High voltage battery pack		




**firefly**  
5-door, 5-seater,  
2025-



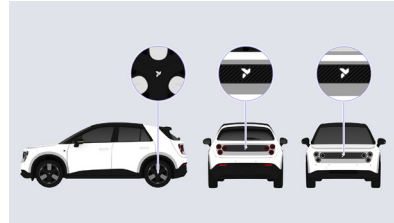
## 1. Identification / recognition



**LACK OF ENGINE NOISE DOES NOT MEAN VEHICLE IS OFF: SILENT MOVEMENT OR INSTANT RESTART CAPABILITY EXISTS UNTIL VEHICLE IS FULLY SHUT DOWN. WEAR APPROPRIATE PPE.**



Charging port

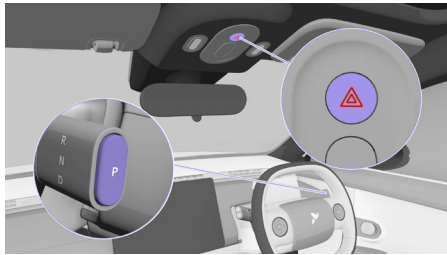


Brand name

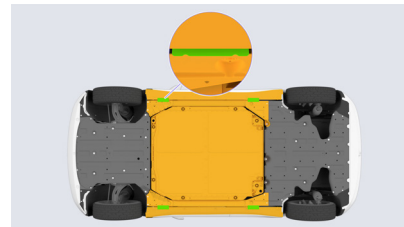
## 2. Immobilisation / stabilisation / lifting

### A. IMMOBILISE THE VEHICLE:

1. Shift the vehicle to P gear; The Parking Brake will be applied automatically.
2. Turn on the hazard warning lamp.



### B. LIFTING POINTS:




- Suitable lifting points of the vehicle
- Unsuitable lifting points of the vehicle

## 3. Disable direct hazards / safety regulations



**Be aware that not every high voltage component is labelled. Always wear the appropriate PPE (Rubber insulated gloves / insulated rubber shoes / tools with insulating protective cover / goggles). Do not attempt to open the high voltage battery.**

### MAIN DISABLING METHOD



### ACCESS TO 12V BATTERY





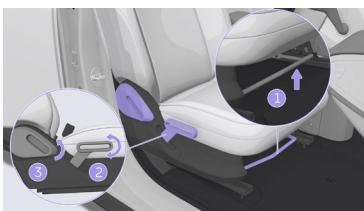
**firefly**  
5-door, 5-seater,  
2025-




#### 4. Access to the occupants



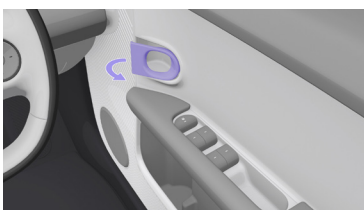
Driver seat adjustment (electric)




Driver seat adjustment (manual)



Exterior door handle

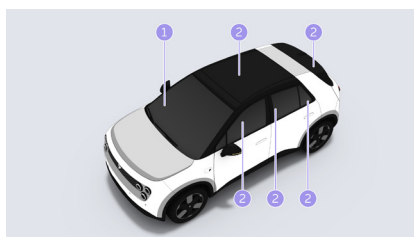


Interior door handle



Steering column adjustment

**Glass types:**



- 1. Laminated glass
- 2. Tempered glass

Only models equipped with a sunroof have a glass-made roof; models without a sunroof have a steel outer roof panel.

#### 5. Stored energy / liquids / gases / solids

	  	12V
	     	350V
	 	1000g



When coolant leaks from the battery pack, it can become unstable with risk of thermal runaway. Check battery pack temperature with thermal imaging camera.



#### 6. In case of fire



**USE LARGE AMOUNTS OF WATER**



**BATTERY RE-IGNITION!**



**DO NOT SUBMERGE VEHICLE TO EXTINGUISH BATTERY**



**firefly**  
5-door, 5-seater,  
2025-



## 7. In case of submersion

Tilt the vehicle to one side to allow water to drain out of the vehicle and the high voltage battery.

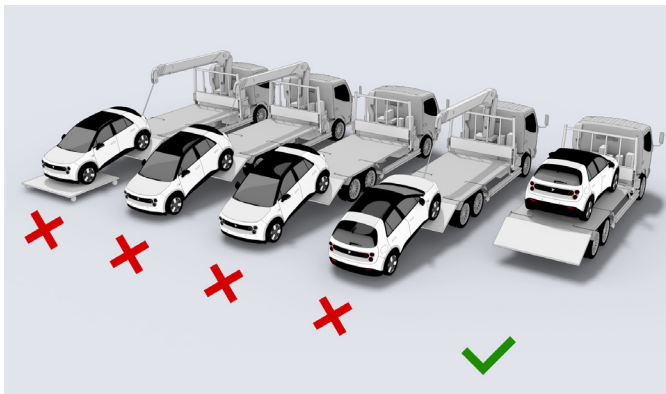
Wear appropriate PPE. Remove the vehicle from the water and continue with normal high voltage disconnection (see chapter 3). Vehicles submerged in salt water should be handled with a greater potential risk of a high voltage battery fire.

## 8. Towing / transportation / storage

**STORE AT SAFE DISTANCE FROM OTHER VEHICLES!**



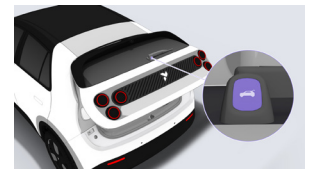
**BATTERY RE-IGNITION!**



Towing/transportation method



Hook storage



Boot



Hook location

## 9. Important additional information

Manufacturer information NIO

For further details, please refer to “www.firefly.world”.

## 10. Explanation of pictograms used

	Warning, Electricity		Flammable
	Caution		Hazardous to the human health
	Air-conditioning component		Acute toxicity
	Electric vehicle		Corrosives
	Use thermal Infrared camera		Gases under pressure
	Use water to extinguish the fire		Explosive
	Seat height adjustment		Seat longitudinal adjustment
	Steering wheel adjustment		Boot